



## Autor

Institution                   Magistrat der Stadt Niddatal  
 Abteilung                    Ordnungsamt  
 Straße                        Hauptstraße 2  
 PLZ                            61194  
 Stadt                          Niddatal  
 Land                          Deutschland  
 Ansprechpartner  
 Telefon                        +49-6034-912427  
 E-Mail                         info@niddatal.de



Erstellt mit **DataCollect Webreporter** Version 1.0 am 24.02.2022 07:08:18

## Messstelle

Name                         Kaicher\_Str 6  
 Rtg. kommend (Name)  
 Rtg. gehend (Name)  
 Vmax StVO   
 Kommentar  
 Gerätetyp                   **SDR Traffic+**

## Zeitbereich

Startdatum                  15.02.2022 15:00  
 Enddatum                   23.02.2022 07:59  
 Tage                         Mo, Di, Mi, Do, Fr, Sa, So  
 Zeitintervall               60 Minuten  
 Zeitfenster / Tag         00:00 - 23:59

## Längenklassen

[L in m]

Querschnitt		Kommend				Gehend			
Zeit	Σ	Σ	PKW	LKW	LZ	Σ	PKW	LKW	LZ
00:00-06:00	367	31	31	0	0	336	182	47	107
06:00-09:00	147	51	46	4	1	96	83	12	1
15:00-19:00	894	426	409	14	3	468	334	81	53
06:00-22:00	2248	1094	1035	52	7	1154	901	194	59
00:00-24:00	2684	1174	1115	52	7	1510	1101	243	166

## Geschwindigkeitskennzahlen

[V in km/h]

	Vmin	Vmax	Vavg	V15	V50	V85	Vexc %
<b>Querschnitt</b>	9	69	36	27	36	44	<b>76.0</b>
<b>Kommend</b>	9	69	37	29	37	44	<b>80.8</b>
<b>Gehend</b>	11	62	35	27	36	43	<b>72.3</b>

## Beschreibungen

Vmin: Minimale Geschwindigkeit  
 Vmax: Maximale Geschwindigkeit  
 Vavg: Durchschnittliche Geschwindigkeit  
 V15: Grenzggeschwindigkeit für die ersten 15% der Fahrzeuge

V50: Grenzggeschwindigkeit für die ersten 50% der Fahrzeuge  
 V85: Grenzggeschwindigkeit für die ersten 85% der Fahrzeuge  
 Vexc %: Geschwindigkeitsüberschreitung in %


## Autor

Institution	Magistrat der Stadt Niddatal
Abteilung	Ordnungsamt
Straße	Hauptstraße 2
PLZ	61194
Stadt	Niddatal
Land	Deutschland
Ansprechpartner	
Telefon	+49-6034-912427
E-Mail	info@niddatal.de



Erstellt mit **DataCollect Webreporter** Version 1.0 am 24.02.2022 07:08:18

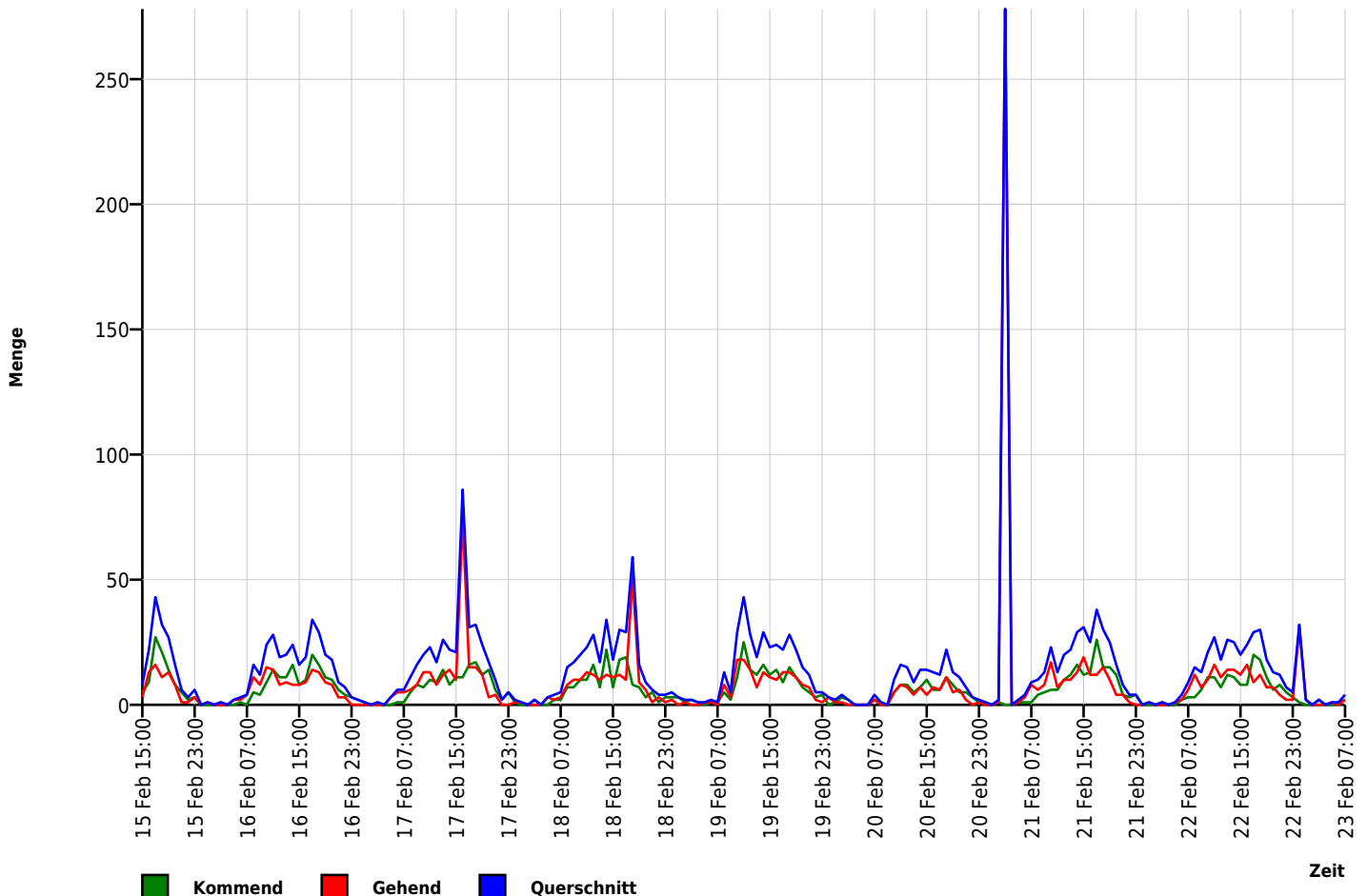
## Messtelle

Name	Kaicher_Str 6
Rtg. kommend (Name)	
Rtg. gehend (Name)	
Vmax StVO	
Kommentar	
Gerätetyp	<b>SDR Traffic+</b>

## Zeitbereich


Startdatum	15.02.2022 15:00
Enddatum	23.02.2022 07:59
Tage	Mo, Di, Mi, Do, Fr, Sa, So
Zeitintervall	60 Minuten
Zeitfenster / Tag	00:00 - 23:59

## Verkehrsmengen Ganglinie




## Autor

Institution                   Magistrat der Stadt Niddatal  
 Abteilung                    Ordnungsamt  
 Straße                         Hauptstraße 2  
 PLZ                             61194  
 Stadt                          Niddatal  
 Land                          Deutschland  
 Ansprechpartner  
 Telefon                        +49-6034-912427  
 E-Mail                         info@niddatal.de



Erstellt mit **DataCollect Webreporter** Version 1.0 am 24.02.2022 07:08:18

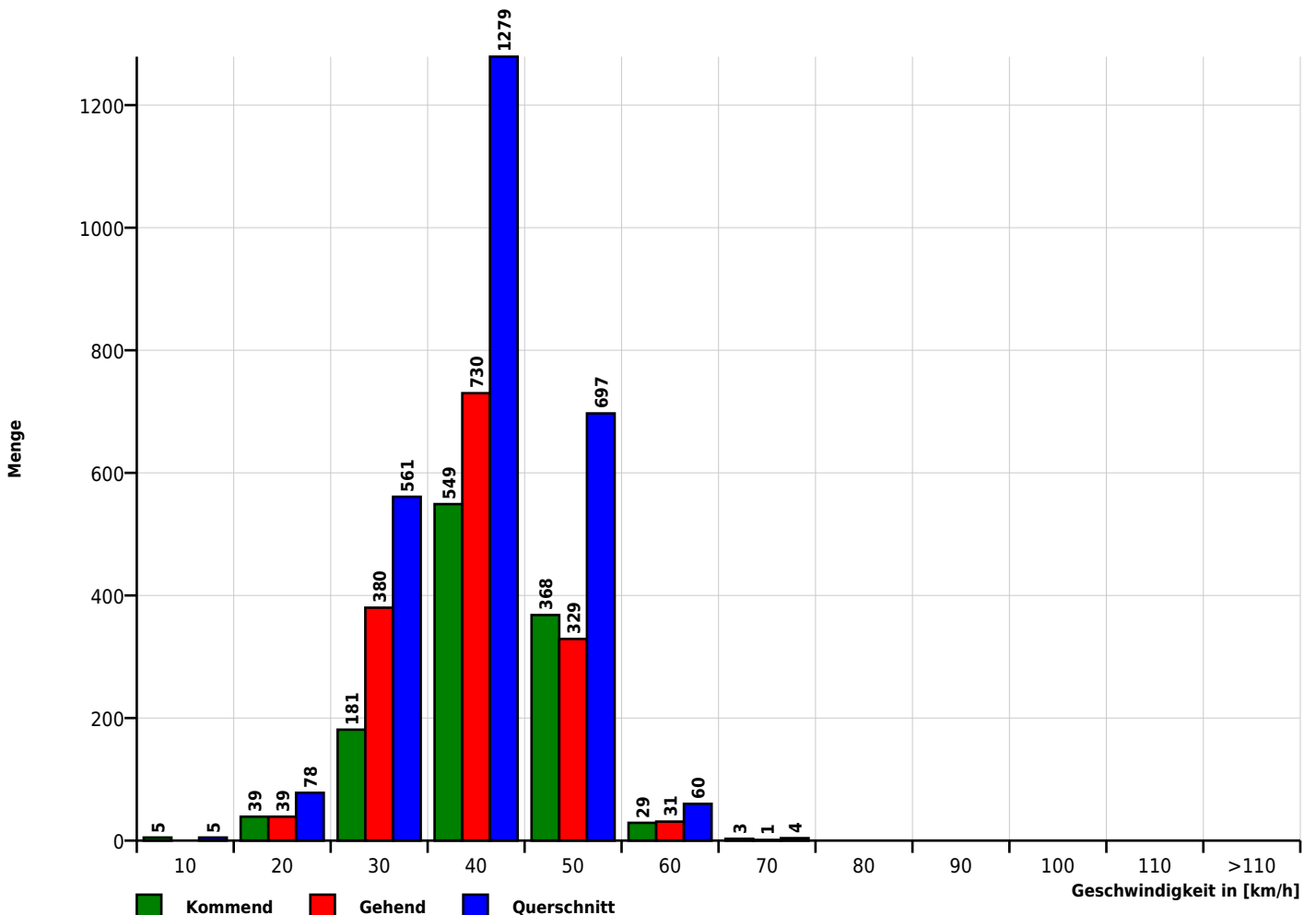
## Messtelle

Name                         Kaicher\_Str 6  
 Rtg. kommend (Name)  
 Rtg. gehend (Name)  
 Vmax StVO                     
 Kommentar  
 Gerätetyp                    **SDR Traffic+**

## Zeitbereich

Startdatum                   15.02.2022 15:00  
 Enddatum                    23.02.2022 07:59  
 Tage                         Mo, Di, Mi, Do, Fr, Sa, So  
 Zeitintervall               60 Minuten  
 Zeitfenster / Tag           00:00 - 23:59

## Geschwindigkeits-Histogramm




## Autor

Institution Magistrat der Stadt Niddatal  
Abteilung Ordnungsamt  
Straße Hauptstraße 2  
PLZ 61194  
Stadt Niddatal  
Land Deutschland  
Ansprechpartner  
Telefon +49-6034-912427  
E-Mail info@niddatal.de



Erstellt mit **DataCollect Webreporter** Version 1.0 am 24.02.2022 07:08:18

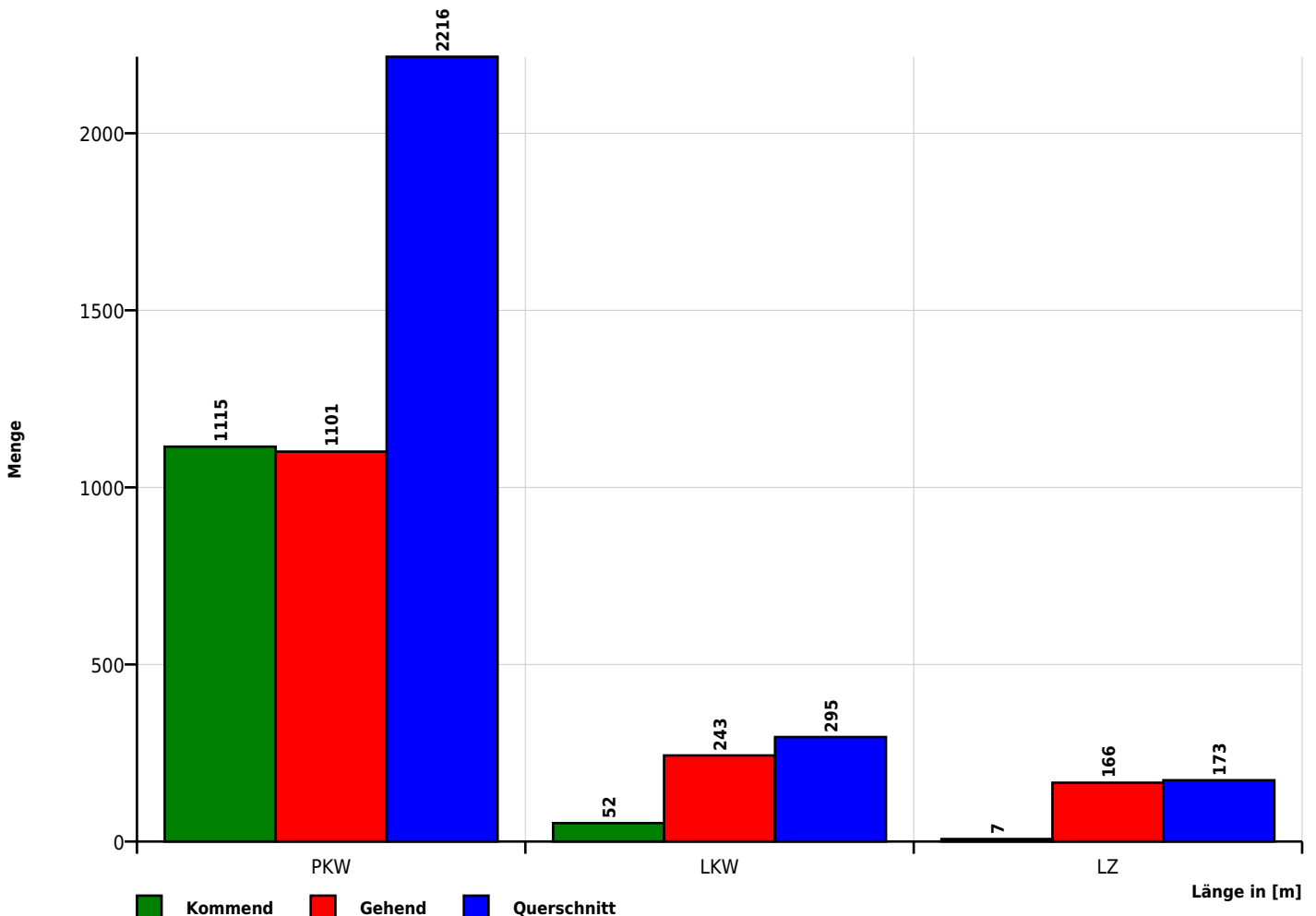
## Messtelle

Name Kaicher\_Str 6  
Rtg. kommend (Name)  
Rtg. gehend (Name)  
Vmax StVO   
Kommentar  
Gerätetyp **SDR Traffic+**

## Zeitbereich

Startdatum 15.02.2022 15:00  
Enddatum 23.02.2022 07:59  
Tage Mo, Di, Mi, Do, Fr, Sa, So  
Zeitintervall 60 Minuten  
Zeitfenster / Tag 00:00 - 23:59

## Längen-Histogramm



Zeit	$\Sigma$	PKW	LKW	LZ	10	20	30	40	50	60	70	80	90	100	110	>110	VMin	VAvg	VMax	V15	V50	V85
15.02.2022 15:00	8	7	1	0	0	0	3	2	1	2	0	0	0	0	0	0	26	39	53	27	39	52
15.02.2022 16:00	22	18	4	0	0	0	2	13	6	1	0	0	0	0	0	0	23	40	53	32	40	49
15.02.2022 17:00	43	40	3	0	0	2	5	19	13	4	0	0	0	0	0	0	17	38	59	30	38	46
15.02.2022 18:00	32	32	0	0	0	1	4	15	11	1	0	0	0	0	0	0	13	38	52	30	39	46
15.02.2022 19:00	27	25	2	0	0	1	8	12	5	0	1	0	0	0	0	0	20	35	61	26	36	41
15.02.2022 20:00	16	12	4	0	0	0	1	8	7	0	0	0	0	0	0	0	28	39	50	31	40	48
15.02.2022 21:00	6	6	0	0	1	0	0	3	2	0	0	0	0	0	0	0	9	33	43	9	37	43
15.02.2022 22:00	3	3	0	0	0	0	0	1	1	1	0	0	0	0	0	0	37	45	52	37	46	52
15.02.2022 23:00	6	6	0	0	0	0	2	2	2	0	0	0	0	0	0	0	26	37	49	26	37	49

[Di, 15 Feb.]	$\Sigma$	PKW	LKW	LZ	10	20	30	40	50	60	70	80	90	100	110	>110	VMin	VAvg	VMax	V15	V50	V85
00:00-06:00	0	0	0	0	0	0	0	0	0	0	0	0	0	0	0	0	-	-	-	-	-	-
06:00-09:00	0	0	0	0	0	0	0	0	0	0	0	0	0	0	0	0	-	-	-	-	-	-
15:00-19:00	105	97	8	0	0	3	14	49	31	8	0	0	0	0	0	0	13	39	59	30	39	48
06:00-22:00	154	140	14	0	1	4	23	72	45	8	1	0	0	0	0	0	9	38	61	30	39	46
00:00-24:00	163	149	14	0	1	4	25	75	48	9	1	0	0	0	0	0	9	38	61	30	39	46

Zeit	Σ	PKW	LKW	LZ	10	20	30	40	50	60	70	80	90	100	110	>110	VMin	VAvg	VMax	V15	V50	V85
16.02.2022 00:00	0	0	0	0	0	0	0	0	0	0	0	0	0	0	0	0	0	0	0	0	0	0
16.02.2022 01:00	1	1	0	0	0	0	0	0	1	0	0	0	0	0	0	0	41	41	41	41	41	41
16.02.2022 02:00	0	0	0	0	0	0	0	0	0	0	0	0	0	0	0	0	0	0	0	0	0	0
16.02.2022 03:00	1	1	0	0	0	1	0	0	0	0	0	0	0	0	0	0	20	20	20	20	20	20
16.02.2022 04:00	0	0	0	0	0	0	0	0	0	0	0	0	0	0	0	0	0	0	0	0	0	0
16.02.2022 05:00	2	2	0	0	0	0	0	1	1	0	0	0	0	0	0	0	35	39	43	35	43	43
16.02.2022 06:00	3	3	0	0	0	0	1	1	1	0	0	0	0	0	0	0	28	37	49	28	33	49
16.02.2022 07:00	4	4	0	0	0	0	1	2	1	0	0	0	0	0	0	0	29	37	43	29	40	43
16.02.2022 08:00	16	15	1	0	0	0	3	10	2	1	0	0	0	0	0	0	23	37	52	28	37	48
16.02.2022 09:00	12	11	1	0	0	0	0	3	9	0	0	0	0	0	0	0	31	41	49	37	42	45
16.02.2022 10:00	24	23	1	0	0	3	4	9	6	2	0	0	0	0	0	0	13	35	53	21	37	43
16.02.2022 11:00	28	25	3	0	0	3	4	17	3	1	0	0	0	0	0	0	16	34	55	25	35	40
16.02.2022 12:00	19	19	0	0	0	0	6	6	7	0	0	0	0	0	0	0	23	36	46	26	37	42
16.02.2022 13:00	20	16	4	0	0	0	1	13	5	1	0	0	0	0	0	0	26	38	57	32	37	44
16.02.2022 14:00	24	22	2	0	0	0	3	12	9	0	0	0	0	0	0	0	27	39	50	32	38	46
16.02.2022 15:00	16	13	3	0	0	0	3	10	3	0	0	0	0	0	0	0	26	35	46	29	35	41
16.02.2022 16:00	19	17	2	0	0	3	0	8	8	0	0	0	0	0	0	0	13	36	50	18	40	47
16.02.2022 17:00	34	28	6	0	0	0	3	20	11	0	0	0	0	0	0	0	23	37	48	32	38	44
16.02.2022 18:00	29	26	3	0	0	0	2	17	9	1	0	0	0	0	0	0	22	38	57	32	37	44
16.02.2022 19:00	20	19	1	0	0	1	3	13	2	1	0	0	0	0	0	0	20	35	52	28	34	43
16.02.2022 20:00	18	18	0	0	0	2	5	7	3	0	1	0	0	0	0	0	16	35	68	24	38	42
16.02.2022 21:00	9	9	0	0	0	0	1	6	2	0	0	0	0	0	0	0	29	35	45	31	35	42
16.02.2022 22:00	7	6	1	0	0	1	2	2	2	0	0	0	0	0	0	0	19	33	43	29	33	41
16.02.2022 23:00	3	3	0	0	0	0	0	2	1	0	0	0	0	0	0	0	36	39	42	36	38	42

[Mi, 16 Feb.]	Σ	PKW	LKW	LZ	10	20	30	40	50	60	70	80	90	100	110	>110	VMin	VAvg	VMax	V15	V50	V85
00:00-06:00	4	4	0	0	0	1	0	1	2	0	0	0	0	0	0	0	20	35	43	20	41	43
06:00-09:00	23	22	1	0	0	0	5	13	4	1	0	0	0	0	0	0	23	37	52	28	37	48
15:00-19:00	98	84	14	0	0	3	8	55	31	1	0	0	0	0	0	0	13	37	57	31	37	44
06:00-22:00	295	268	27	0	0	12	40	154	81	7	1	0	0	0	0	0	13	36	68	29	37	44
00:00-24:00	309	281	28	0	0	14	42	159	86	7	1	0	0	0	0	0	13	36	68	29	37	43

Zeit	$\Sigma$	PKW	LKW	LZ	10	20	30	40	50	60	70	80	90	100	110	>110	VMin	VAvg	VMax	V15	V50	V85
17.02.2022 00:00	2	2	0	0	0	0	0	1	1	0	0	0	0	0	0	0	38	41	43	38	43	43
17.02.2022 01:00	1	1	0	0	0	0	0	0	1	0	0	0	0	0	0	0	43	43	43	43	43	43
17.02.2022 02:00	0	0	0	0	0	0	0	0	0	0	0	0	0	0	0	0	0	0	0	0	0	0
17.02.2022 03:00	1	1	0	0	0	0	1	0	0	0	0	0	0	0	0	0	22	22	22	22	22	22
17.02.2022 04:00	0	0	0	0	0	0	0	0	0	0	0	0	0	0	0	0	0	0	0	0	0	0
17.02.2022 05:00	3	3	0	0	0	0	1	0	2	0	0	0	0	0	0	0	29	39	46	29	43	46
17.02.2022 06:00	6	6	0	0	0	0	3	1	2	0	0	0	0	0	0	0	25	34	46	25	34	46
17.02.2022 07:00	6	5	1	0	0	0	3	2	1	0	0	0	0	0	0	0	29	34	45	29	34	45
17.02.2022 08:00	11	10	1	0	0	0	1	5	5	0	0	0	0	0	0	0	29	39	45	34	40	44
17.02.2022 09:00	16	11	5	0	0	1	4	10	1	0	0	0	0	0	0	0	20	32	50	25	33	36
17.02.2022 10:00	20	19	1	0	0	0	7	6	7	0	0	0	0	0	0	0	22	35	47	28	37	45
17.02.2022 11:00	23	17	6	0	0	0	4	14	4	1	0	0	0	0	0	0	26	37	55	30	35	45
17.02.2022 12:00	17	16	1	0	0	1	4	5	6	1	0	0	0	0	0	0	14	36	51	27	34	46
17.02.2022 13:00	26	17	4	5	0	1	5	11	8	1	0	0	0	0	0	0	20	36	55	29	37	44
17.02.2022 14:00	22	16	6	0	0	0	9	10	3	0	0	0	0	0	0	0	22	32	44	26	33	37
17.02.2022 15:00	21	20	1	0	0	0	2	12	7	0	0	0	0	0	0	0	22	38	47	34	39	45
17.02.2022 16:00	86	31	14	41	0	1	10	55	20	0	0	0	0	0	0	0	20	37	49	31	38	41
17.02.2022 17:00	31	29	2	0	0	1	6	14	10	0	0	0	0	0	0	0	15	36	49	26	38	43
17.02.2022 18:00	32	30	2	0	0	1	4	14	12	1	0	0	0	0	0	0	14	38	58	28	39	44
17.02.2022 19:00	24	21	3	0	0	0	5	12	7	0	0	0	0	0	0	0	22	36	48	26	37	44
17.02.2022 20:00	17	16	1	0	0	0	5	5	7	0	0	0	0	0	0	0	22	37	49	25	40	45
17.02.2022 21:00	10	10	0	0	0	0	3	7	0	0	0	0	0	0	0	0	22	34	40	27	35	39
17.02.2022 22:00	2	2	0	0	0	0	0	1	1	0	0	0	0	0	0	0	36	39	42	36	42	42
17.02.2022 23:00	5	5	0	0	0	1	0	1	3	0	0	0	0	0	0	0	20	37	50	20	41	50

[Do, 17 Feb.]	$\Sigma$	PKW	LKW	LZ	10	20	30	40	50	60	70	80	90	100	110	>110	VMin	VAvg	VMax	V15	V50	V85
00:00-06:00	7	7	0	0	0	0	2	1	4	0	0	0	0	0	0	0	22	38	46	29	43	43
06:00-09:00	23	21	2	0	0	0	7	8	8	0	0	0	0	0	0	0	25	36	46	29	36	44
15:00-19:00	170	110	19	41	0	3	22	95	49	1	0	0	0	0	0	0	14	37	58	31	38	43
06:00-22:00	368	274	48	46	0	6	75	183	100	4	0	0	0	0	0	0	14	36	58	28	37	44
00:00-24:00	382	288	48	46	0	7	77	186	108	4	0	0	0	0	0	0	14	36	58	28	37	44

Zeit	$\Sigma$	PKW	LKW	LZ	10	20	30	40	50	60	70	80	90	100	110	>110	VMin	VAVg	VMax	V15	V50	V85
18.02.2022 00:00	2	2	0	0	0	0	0	2	0	0	0	0	0	0	0	0	37	39	40	37	40	40
18.02.2022 01:00	1	1	0	0	0	0	0	1	0	0	0	0	0	0	0	0	38	38	38	38	38	38
18.02.2022 02:00	0	0	0	0	0	0	0	0	0	0	0	0	0	0	0	0	0	0	0	0	0	0
18.02.2022 03:00	2	2	0	0	0	1	0	1	0	0	0	0	0	0	0	0	20	26	32	20	32	32
18.02.2022 04:00	0	0	0	0	0	0	0	0	0	0	0	0	0	0	0	0	0	0	0	0	0	0
18.02.2022 05:00	3	3	0	0	0	0	1	1	1	0	0	0	0	0	0	0	28	37	46	28	36	46
18.02.2022 06:00	4	4	0	0	0	0	4	0	0	0	0	0	0	0	0	0	25	29	30	25	30	30
18.02.2022 07:00	5	5	0	0	0	1	3	0	1	0	0	0	0	0	0	0	19	29	44	19	27	44
18.02.2022 08:00	15	11	2	2	0	0	4	7	4	0	0	0	0	0	0	0	23	34	43	27	34	41
18.02.2022 09:00	17	14	3	0	0	2	2	4	8	1	0	0	0	0	0	0	11	37	51	26	41	45
18.02.2022 10:00	20	18	1	1	0	0	2	9	8	1	0	0	0	0	0	0	25	39	52	33	40	46
18.02.2022 11:00	23	21	2	0	0	0	1	15	7	0	0	0	0	0	0	0	25	37	47	32	38	43
18.02.2022 12:00	28	27	1	0	0	0	3	14	11	0	0	0	0	0	0	0	23	38	48	33	38	42
18.02.2022 13:00	17	14	3	0	0	0	2	8	7	0	0	0	0	0	0	0	23	39	48	33	40	45
18.02.2022 14:00	34	29	5	0	0	1	5	21	7	0	0	0	0	0	0	0	17	36	50	30	36	44
18.02.2022 15:00	18	17	1	0	0	1	0	10	6	1	0	0	0	0	0	0	19	40	52	35	39	49
18.02.2022 16:00	30	25	3	2	0	1	9	13	6	1	0	0	0	0	0	0	19	35	52	27	37	44
18.02.2022 17:00	29	23	6	0	0	0	2	19	8	0	0	0	0	0	0	0	26	38	48	33	38	42
18.02.2022 18:00	59	39	11	9	0	3	29	15	12	0	0	0	0	0	0	0	18	31	46	24	30	42
18.02.2022 19:00	16	14	2	0	0	0	2	9	4	1	0	0	0	0	0	0	29	38	53	31	37	46
18.02.2022 20:00	9	9	0	0	0	0	1	5	3	0	0	0	0	0	0	0	26	39	49	36	38	48
18.02.2022 21:00	6	6	0	0	0	0	1	3	2	0	0	0	0	0	0	0	30	37	48	30	36	48
18.02.2022 22:00	4	4	0	0	0	0	1	2	1	0	0	0	0	0	0	0	30	37	41	30	40	41
18.02.2022 23:00	4	4	0	0	0	0	1	1	2	0	0	0	0	0	0	0	30	41	49	30	48	49

[Fr, 18 Feb.]	$\Sigma$	PKW	LKW	LZ	10	20	30	40	50	60	70	80	90	100	110	>110	VMin	VAVg	VMax	V15	V50	V85
00:00-06:00	8	8	0	0	0	1	1	5	1	0	0	0	0	0	0	0	20	35	46	28	37	40
06:00-09:00	24	20	2	2	0	1	11	7	5	0	0	0	0	0	0	0	19	32	44	25	32	41
15:00-19:00	136	104	21	11	0	5	40	57	32	2	0	0	0	0	0	0	18	35	52	25	36	43
06:00-22:00	330	276	40	14	0	9	70	152	94	5	0	0	0	0	0	0	11	36	53	27	37	44
00:00-24:00	346	292	40	14	0	10	73	160	98	5	0	0	0	0	0	0	11	36	53	27	37	44



Zeit	$\Sigma$	PKW	LKW	LZ	10	20	30	40	50	60	70	80	90	100	110	>110	VMin	VAvg	VMax	V15	V50	V85
19.02.2022 00:00	5	5	0	0	0	0	0	1	2	2	0	0	0	0	0	0	35	47	58	35	47	58
19.02.2022 01:00	3	3	0	0	0	0	0	0	3	0	0	0	0	0	0	0	41	43	46	41	43	46
19.02.2022 02:00	2	2	0	0	0	0	0	2	0	0	0	0	0	0	0	0	37	38	39	37	39	39
19.02.2022 03:00	2	2	0	0	0	0	1	1	0	0	0	0	0	0	0	0	21	28	35	21	35	35
19.02.2022 04:00	1	1	0	0	0	0	0	0	1	0	0	0	0	0	0	0	47	47	47	47	47	47
19.02.2022 05:00	1	1	0	0	0	0	0	0	1	0	0	0	0	0	0	0	42	42	42	42	42	42
19.02.2022 06:00	2	2	0	0	0	0	1	1	0	0	0	0	0	0	0	0	26	31	35	26	35	35
19.02.2022 07:00	1	1	0	0	0	0	1	0	0	0	0	0	0	0	0	0	29	29	29	29	29	29
19.02.2022 08:00	13	7	6	0	0	0	2	1	10	0	0	0	0	0	0	0	27	42	50	30	45	47
19.02.2022 09:00	5	4	1	0	0	0	2	2	1	0	0	0	0	0	0	0	22	34	43	22	39	43
19.02.2022 10:00	29	22	7	0	0	2	7	12	8	0	0	0	0	0	0	0	12	35	49	25	35	44
19.02.2022 11:00	43	32	10	1	0	1	4	21	16	1	0	0	0	0	0	0	17	38	52	31	38	46
19.02.2022 12:00	28	25	3	0	0	2	6	17	3	0	0	0	0	0	0	0	19	33	48	24	35	40
19.02.2022 13:00	19	18	1	0	0	2	3	9	4	1	0	0	0	0	0	0	18	34	52	23	36	44
19.02.2022 14:00	29	26	3	0	0	1	7	10	9	2	0	0	0	0	0	0	11	36	53	26	36	45
19.02.2022 15:00	23	19	4	0	0	0	6	12	5	0	0	0	0	0	0	0	21	34	44	28	33	42
19.02.2022 16:00	24	18	5	1	0	0	6	7	10	1	0	0	0	0	0	0	23	39	57	29	40	48
19.02.2022 17:00	22	20	2	0	0	1	6	11	4	0	0	0	0	0	0	0	15	33	43	28	34	41
19.02.2022 18:00	28	25	3	0	2	3	2	15	6	0	0	0	0	0	0	0	10	33	47	19	36	42
19.02.2022 19:00	22	20	2	0	0	1	2	12	7	0	0	0	0	0	0	0	19	38	49	31	40	42
19.02.2022 20:00	15	12	3	0	0	1	2	8	3	1	0	0	0	0	0	0	20	37	51	30	37	44
19.02.2022 21:00	12	11	1	0	0	0	1	10	1	0	0	0	0	0	0	0	27	36	42	31	36	40
19.02.2022 22:00	5	4	1	0	0	0	0	4	1	0	0	0	0	0	0	0	31	37	47	31	35	47
19.02.2022 23:00	5	5	0	0	0	0	1	3	1	0	0	0	0	0	0	0	30	37	43	30	39	43

[Sa, 19 Feb.]	$\Sigma$	PKW	LKW	LZ	10	20	30	40	50	60	70	80	90	100	110	>110	VMin	VAvg	VMax	V15	V50	V85
00:00-06:00	14	14	0	0	0	0	1	4	7	2	0	0	0	0	0	0	21	42	58	35	43	47
06:00-09:00	16	10	6	0	0	0	4	2	10	0	0	0	0	0	0	0	26	40	50	29	44	47
15:00-19:00	97	82	14	1	2	4	20	45	25	1	0	0	0	0	0	0	10	35	57	28	35	43
06:00-22:00	315	262	51	2	2	14	58	148	87	6	0	0	0	0	0	0	10	36	57	28	36	44
00:00-24:00	339	285	52	2	2	14	60	159	96	8	0	0	0	0	0	0	10	36	58	28	37	44

Zeit	$\Sigma$	PKW	LKW	LZ	10	20	30	40	50	60	70	80	90	100	110	>110	VMin	VAVg	VMax	V15	V50	V85
20.02.2022 00:00	3	3	0	0	0	0	0	2	1	0	0	0	0	0	0	0	34	38	43	34	37	43
20.02.2022 01:00	2	2	0	0	0	0	0	1	1	0	0	0	0	0	0	0	39	42	45	39	45	45
20.02.2022 02:00	4	4	0	0	0	0	0	2	1	1	0	0	0	0	0	0	38	44	52	38	45	52
20.02.2022 03:00	2	2	0	0	0	0	0	2	0	0	0	0	0	0	0	0	36	38	39	36	39	39
20.02.2022 04:00	0	0	0	0	0	0	0	0	0	0	0	0	0	0	0	0	0	0	0	0	0	0
20.02.2022 05:00	0	0	0	0	0	0	0	0	0	0	0	0	0	0	0	0	0	0	0	0	0	0
20.02.2022 06:00	0	0	0	0	0	0	0	0	0	0	0	0	0	0	0	0	0	0	0	0	0	0
20.02.2022 07:00	4	3	1	0	0	0	0	3	0	0	1	0	0	0	0	0	35	42	62	35	36	62
20.02.2022 08:00	1	1	0	0	0	0	0	0	1	0	0	0	0	0	0	0	46	46	46	46	46	46
20.02.2022 09:00	0	0	0	0	0	0	0	0	0	0	0	0	0	0	0	0	0	0	0	0	0	0
20.02.2022 10:00	10	10	0	0	0	0	1	6	3	0	0	0	0	0	0	0	27	37	49	32	38	44
20.02.2022 11:00	16	16	0	0	0	0	2	6	7	1	0	0	0	0	0	0	25	40	51	32	41	48
20.02.2022 12:00	15	15	0	0	0	1	3	9	1	1	0	0	0	0	0	0	13	34	51	22	35	40
20.02.2022 13:00	9	7	2	0	0	0	2	5	2	0	0	0	0	0	0	0	28	36	49	30	34	43
20.02.2022 14:00	14	12	2	0	0	1	1	7	5	0	0	0	0	0	0	0	11	37	50	34	40	44
20.02.2022 15:00	14	12	2	0	0	0	0	9	5	0	0	0	0	0	0	0	31	38	48	33	37	42
20.02.2022 16:00	13	13	0	0	0	0	2	5	4	2	0	0	0	0	0	0	27	39	52	28	40	51
20.02.2022 17:00	12	12	0	0	0	1	1	6	4	0	0	0	0	0	0	0	17	36	47	30	39	43
20.02.2022 18:00	22	22	0	0	0	0	3	11	6	1	1	0	0	0	0	0	21	39	69	32	38	43
20.02.2022 19:00	13	13	0	0	0	0	0	7	6	0	0	0	0	0	0	0	34	40	47	35	39	44
20.02.2022 20:00	11	11	0	0	0	0	0	6	4	1	0	0	0	0	0	0	35	41	52	35	40	46
20.02.2022 21:00	7	7	0	0	0	0	1	3	3	0	0	0	0	0	0	0	30	38	45	34	39	42
20.02.2022 22:00	3	3	0	0	0	0	1	1	1	0	0	0	0	0	0	0	27	35	41	27	38	41
20.02.2022 23:00	2	2	0	0	0	1	1	0	0	0	0	0	0	0	0	0	20	21	22	20	22	22

[So, 20 Feb.]	$\Sigma$	PKW	LKW	LZ	10	20	30	40	50	60	70	80	90	100	110	>110	VMin	VAVg	VMax	V15	V50	V85
00:00-06:00	11	11	0	0	0	0	0	7	3	1	0	0	0	0	0	0	34	41	52	36	39	45
06:00-09:00	5	4	1	0	0	0	0	3	1	0	1	0	0	0	0	0	35	43	62	35	36	62
15:00-19:00	61	59	2	0	0	1	6	31	19	3	1	0	0	0	0	0	17	38	69	31	38	43
06:00-22:00	161	154	7	0	0	3	16	83	51	6	2	0	0	0	0	0	11	38	69	32	38	45
00:00-24:00	177	170	7	0	0	4	18	91	55	7	2	0	0	0	0	0	11	38	69	32	38	45

Zeit	$\Sigma$	PKW	LKW	LZ	10	20	30	40	50	60	70	80	90	100	110	>110	VMin	VAvg	VMax	V15	V50	V85
21.02.2022 00:00	1	1	0	0	0	0	0	0	1	0	0	0	0	0	0	0	47	47	47	47	47	47
21.02.2022 01:00	0	0	0	0	0	0	0	0	0	0	0	0	0	0	0	0	0	0	0	0	0	0
21.02.2022 02:00	2	2	0	0	0	0	1	0	0	1	0	0	0	0	0	0	21	38	55	21	55	55
21.02.2022 03:00	278	135	41	102	0	2	136	126	13	1	0	0	0	0	0	0	17	31	55	25	31	37
21.02.2022 04:00	0	0	0	0	0	0	0	0	0	0	0	0	0	0	0	0	0	0	0	0	0	0
21.02.2022 05:00	2	2	0	0	0	0	2	0	0	0	0	0	0	0	0	0	26	27	27	26	27	27
21.02.2022 06:00	4	4	0	0	0	0	0	3	0	1	0	0	0	0	0	0	38	42	51	38	40	51
21.02.2022 07:00	9	7	2	0	0	0	2	3	4	0	0	0	0	0	0	0	27	39	47	29	38	47
21.02.2022 08:00	10	9	1	0	0	0	0	8	2	0	0	0	0	0	0	0	34	39	44	35	38	43
21.02.2022 09:00	13	12	1	0	0	0	0	7	5	1	0	0	0	0	0	0	35	41	57	36	39	48
21.02.2022 10:00	23	20	3	0	0	0	3	14	5	1	0	0	0	0	0	0	24	37	53	32	38	46
21.02.2022 11:00	13	9	4	0	1	1	1	6	4	0	0	0	0	0	0	0	10	35	46	19	38	46
21.02.2022 12:00	20	15	5	0	0	2	6	8	4	0	0	0	0	0	0	0	16	34	48	27	35	44
21.02.2022 13:00	22	20	2	0	0	0	5	6	11	0	0	0	0	0	0	0	27	38	49	30	41	46
21.02.2022 14:00	29	26	3	0	1	1	4	14	8	1	0	0	0	0	0	0	10	36	55	29	36	46
21.02.2022 15:00	31	24	6	1	0	1	6	14	10	0	0	0	0	0	0	0	19	36	48	26	36	45
21.02.2022 16:00	25	24	1	0	0	2	5	12	5	1	0	0	0	0	0	0	16	35	55	25	38	44
21.02.2022 17:00	38	38	0	0	0	2	4	20	12	0	0	0	0	0	0	0	16	37	48	29	38	43
21.02.2022 18:00	30	29	0	1	0	0	5	14	10	1	0	0	0	0	0	0	21	37	51	30	38	44
21.02.2022 19:00	25	25	0	0	0	1	2	17	5	0	0	0	0	0	0	0	20	36	48	31	36	42
21.02.2022 20:00	16	16	0	0	0	3	1	6	6	0	0	0	0	0	0	0	14	33	46	17	36	43
21.02.2022 21:00	8	7	1	0	0	0	1	5	1	1	0	0	0	0	0	0	26	38	51	32	39	42
21.02.2022 22:00	4	4	0	0	0	0	1	2	1	0	0	0	0	0	0	0	29	35	44	29	35	44
21.02.2022 23:00	4	4	0	0	0	0	0	3	1	0	0	0	0	0	0	0	31	37	47	31	37	47

[Mo, 21 Feb.]	$\Sigma$	PKW	LKW	LZ	10	20	30	40	50	60	70	80	90	100	110	>110	VMin	VAvg	VMax	V15	V50	V85
00:00-06:00	283	140	41	102	0	2	139	126	14	2	0	0	0	0	0	0	17	31	55	25	31	37
06:00-09:00	23	20	3	0	0	0	2	14	6	1	0	0	0	0	0	0	27	39	51	35	38	45
15:00-19:00	124	115	7	2	0	5	20	60	37	2	0	0	0	0	0	0	16	36	55	28	38	44
06:00-22:00	316	285	29	2	2	13	45	157	92	7	0	0	0	0	0	0	10	37	57	29	38	44
00:00-24:00	607	433	70	104	2	15	185	288	108	9	0	0	0	0	0	0	10	34	57	27	34	42

Zeit	$\Sigma$	PKW	LKW	LZ	10	20	30	40	50	60	70	80	90	100	110	>110	VMin	VAVg	VMax	V15	V50	V85
22.02.2022 00:00	0	0	0	0	0	0	0	0	0	0	0	0	0	0	0	0	0	0	0	0	0	0
22.02.2022 01:00	1	1	0	0	0	0	0	1	0	0	0	0	0	0	0	0	40	40	40	40	40	40
22.02.2022 02:00	0	0	0	0	0	0	0	0	0	0	0	0	0	0	0	0	0	0	0	0	0	0
22.02.2022 03:00	1	1	0	0	0	0	1	0	0	0	0	0	0	0	0	0	23	23	23	23	23	23
22.02.2022 04:00	0	0	0	0	0	0	0	0	0	0	0	0	0	0	0	0	0	0	0	0	0	0
22.02.2022 05:00	1	1	0	0	0	0	0	1	0	0	0	0	0	0	0	0	32	32	32	32	32	32
22.02.2022 06:00	4	4	0	0	0	0	2	1	1	0	0	0	0	0	0	0	23	32	46	23	34	46
22.02.2022 07:00	9	9	0	0	0	1	3	4	1	0	0	0	0	0	0	0	11	30	43	21	32	38
22.02.2022 08:00	15	15	0	0	0	0	2	8	5	0	0	0	0	0	0	0	26	38	50	33	37	47
22.02.2022 09:00	13	11	2	0	0	0	2	6	5	0	0	0	0	0	0	0	26	38	44	30	38	44
22.02.2022 10:00	21	21	0	0	0	0	4	10	7	0	0	0	0	0	0	0	22	38	49	29	39	44
22.02.2022 11:00	27	22	4	1	0	2	4	14	5	2	0	0	0	0	0	0	16	35	55	29	34	41
22.02.2022 12:00	18	16	2	0	0	1	4	6	6	1	0	0	0	0	0	0	20	37	55	21	38	49
22.02.2022 13:00	26	23	3	0	0	0	2	12	12	0	0	0	0	0	0	0	21	38	47	32	40	45
22.02.2022 14:00	25	21	4	0	0	1	3	16	5	0	0	0	0	0	0	0	18	36	48	30	37	45
22.02.2022 15:00	20	17	3	0	0	0	3	9	8	0	0	0	0	0	0	0	23	38	48	31	39	46
22.02.2022 16:00	24	21	3	0	0	2	4	13	4	1	0	0	0	0	0	0	11	34	58	26	35	44
22.02.2022 17:00	29	28	1	0	0	0	3	11	12	3	0	0	0	0	0	0	24	41	52	35	43	47
22.02.2022 18:00	30	26	3	1	0	1	7	11	8	3	0	0	0	0	0	0	20	37	56	28	38	47
22.02.2022 19:00	18	16	2	0	0	0	2	10	6	0	0	0	0	0	0	0	28	37	50	31	37	43
22.02.2022 20:00	13	12	1	0	0	0	1	8	4	0	0	0	0	0	0	0	27	37	46	32	37	44
22.02.2022 21:00	12	11	1	0	0	0	2	6	4	0	0	0	0	0	0	0	29	39	49	30	39	47
22.02.2022 22:00	7	7	0	0	0	0	2	3	1	1	0	0	0	0	0	0	26	35	52	30	33	42
22.02.2022 23:00	5	5	0	0	0	0	0	4	1	0	0	0	0	0	0	0	31	37	41	31	38	41

[Di, 22 Feb.]	$\Sigma$	PKW	LKW	LZ	10	20	30	40	50	60	70	80	90	100	110	>110	VMin	VAVg	VMax	V15	V50	V85
00:00-06:00	3	3	0	0	0	0	1	2	0	0	0	0	0	0	0	0	23	32	40	23	32	40
06:00-09:00	28	28	0	0	0	1	7	13	7	0	0	0	0	0	0	0	11	35	50	26	36	45
15:00-19:00	103	92	10	1	0	3	17	44	32	7	0	0	0	0	0	0	11	38	58	29	38	46
06:00-22:00	304	273	29	2	0	8	48	145	93	10	0	0	0	0	0	0	11	37	58	29	38	45
00:00-24:00	319	288	29	2	0	8	51	154	95	11	0	0	0	0	0	0	11	37	58	29	38	45

Zeit	$\Sigma$	PKW	LKW	LZ	10	20	30	40	50	60	70	80	90	100	110	>110	VMin	VAvg	VMax	V15	V50	V85
23.02.2022 00:00	32	21	6	5	0	0	29	3	0	0	0	0	0	0	0	0	21	25	34	22	25	29
23.02.2022 01:00	2	2	0	0	0	1	0	0	1	0	0	0	0	0	0	0	20	31	42	20	42	42
23.02.2022 02:00	0	0	0	0	0	0	0	0	0	0	0	0	0	0	0	0	0	0	0	0	0	0
23.02.2022 03:00	2	2	0	0	0	1	0	1	0	0	0	0	0	0	0	0	20	30	39	20	39	39
23.02.2022 04:00	0	0	0	0	0	0	0	0	0	0	0	0	0	0	0	0	0	0	0	0	0	0
23.02.2022 05:00	1	1	0	0	0	0	0	1	0	0	0	0	0	0	0	0	32	32	32	32	32	32
23.02.2022 06:00	1	1	0	0	0	0	1	0	0	0	0	0	0	0	0	0	23	23	23	23	23	23
23.02.2022 07:00	4	3	1	0	0	0	0	2	2	0	0	0	0	0	0	0	40	42	44	40	42	44

[Mi, 23 Feb.]	$\Sigma$	PKW	LKW	LZ	10	20	30	40	50	60	70	80	90	100	110	>110	VMin	VAvg	VMax	V15	V50	V85
00:00-06:00	37	26	6	5	0	2	29	5	1	0	0	0	0	0	0	0	20	26	42	21	25	31
06:00-09:00	5	4	1	0	0	0	1	2	2	0	0	0	0	0	0	0	23	38	44	23	40	44
15:00-19:00	0	0	0	0	0	0	0	0	0	0	0	0	0	0	0	0	-	-	-	-	-	-
06:00-22:00	5	4	1	0	0	0	1	2	2	0	0	0	0	0	0	0	23	38	44	23	40	44
00:00-24:00	42	30	7	5	0	2	30	7	3	0	0	0	0	0	0	0	20	28	44	22	26	34